

## HOST-IDEA – Stent Level Analysis

Biodegradable polymer vs. polymer-free ultrathin sirolimus-eluting stents

### Conclusions

- The HOST-IDEA compares the **Orsiro**<sup>®</sup> with the Coroflex ISAR, two ultrathin strut DES. The trial was designed as a 2x2 factorial unrandomized study with both a DAPT and a DES arm.
- The **Orsiro** DES shows a 68% significantly lower 1-year TLF compared to Coroflex ISAR DES: **Orsiro** DES 1.1%; Coroflex ISAR DES 3.4%; HR 3.21 (95% CI 1.28 - 8.05 ), p = 0.011<sup>1</sup>
- The **Orsiro** DES shows a numerically lower major bleeding rate for both 3 and 12 months DAPT compared to Coroflex ISAR DES with an optimized 3 months DAPT.<sup>2</sup>
- Overall, **Orsiro** showed to be a better ultrathin strut DES compared to Coroflex ISAR.<sup>1</sup>

### Study design

All-comers (no STEMI), multi-center, randomized controlled trial, non-inferiority trial. The HOST-IDEA trial was originally designed as a 2x2 factorial study, one arm comparing two DAPT durations and one arm comparing two ultrathin strut DES.

		Stent arm	
		Coroflex-ISAR	<b>Orsiro</b>
DAPT arm	3-month DAPT	n = 538	n = 538
	12-month DAPT	n = 538	n = 538

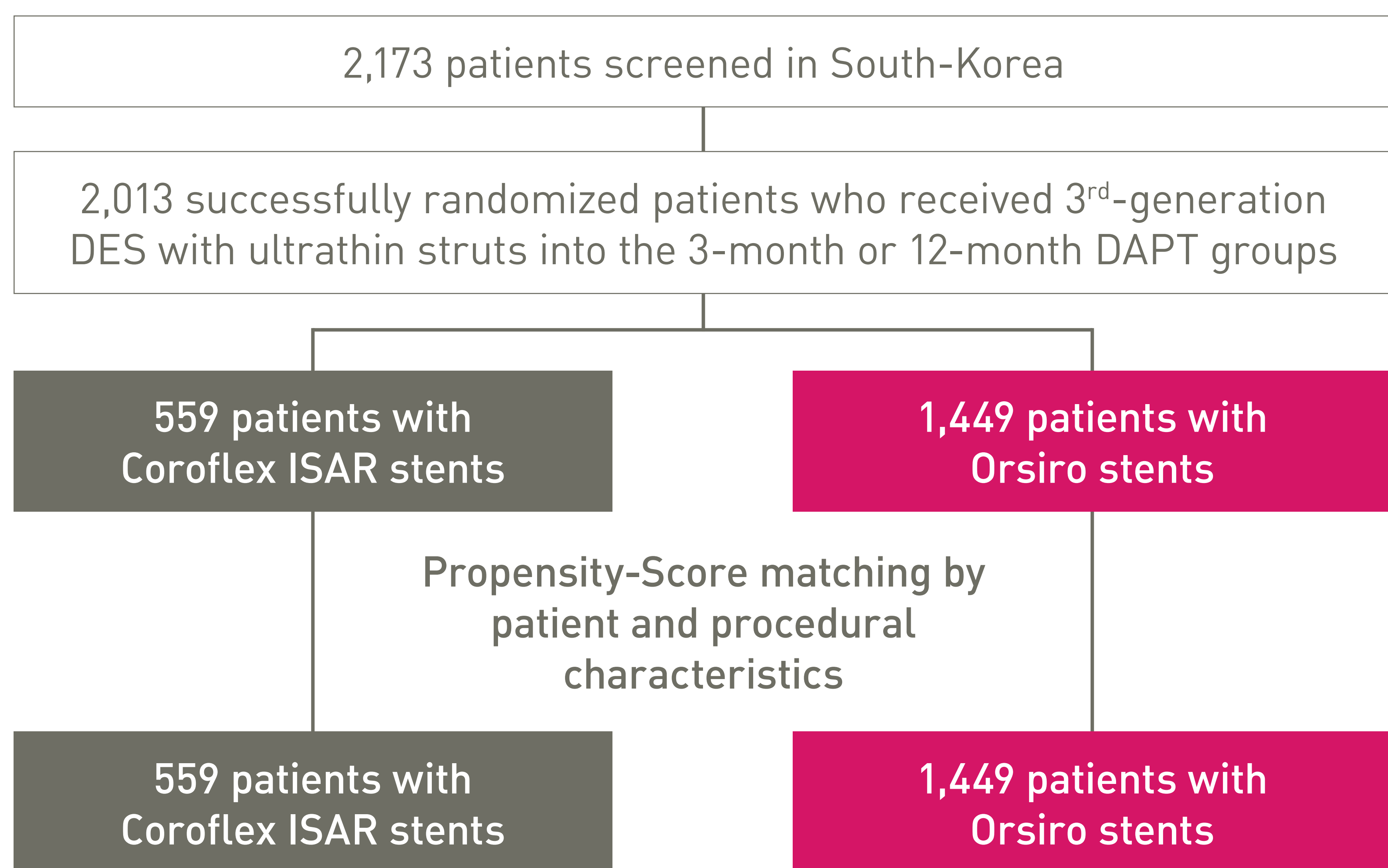
**2x2 factorial design**

Each arm led to a specific HOST-IDEA analysis, a DAPT-duration level analysis and a stent level analysis (presented in this clinical flyer).

### Endpoints

#### Primary endpoint

- Target Lesion Failure (TLF)
  - Cardiac death
  - Target-vessel myocardial infarction
  - Clinically-driven target lesion revascularization



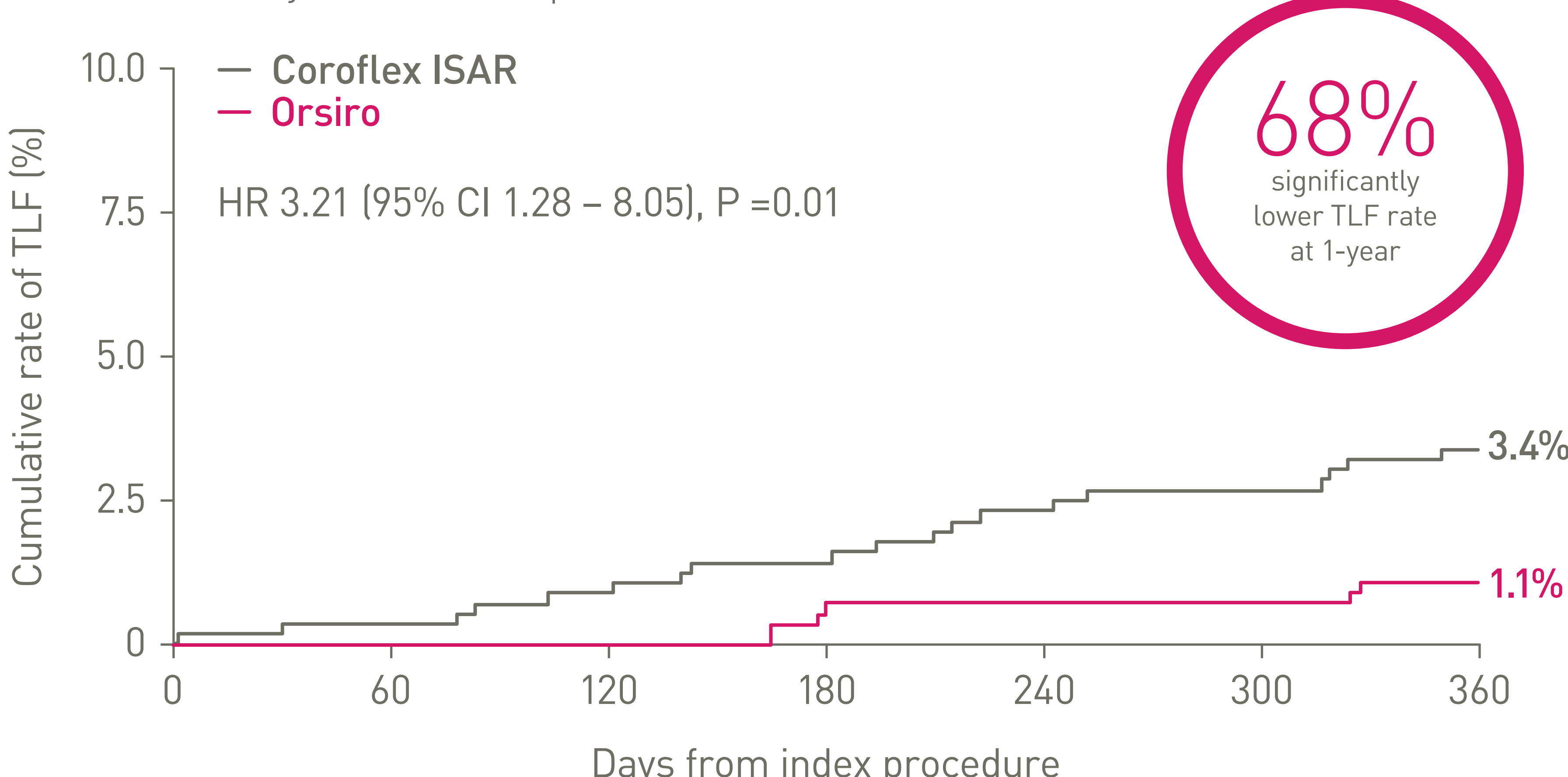
Baseline characteristics*	Coroflex ISAR n = 559	<b>Orsiro</b> n = 559	p-value
<b>Clinical characteristics</b>			
Mean age, years ± SD	65.0 ± 10.5	65.3 ± 10.2	0.68
Male	74.4%	72.8%	0.59
Diabetes	37.6%	40.6%	0.33
Hypertension	69.9%	70.7%	0.84
Dyslipidemia	80.5%	81.4%	0.76
Chronic kidney disease	9.5%	10.4%	0.69
Previous myocardial infarction	4.1%	4.3%	1.00
Previous revascularization	14.7%	17.0%	0.33
Previous cerebrovascular event	5.7%	7.2%	0.39
Peripheral vascular disease	1.6%	1.4%	1.00
<b>Clinical diagnosis at the index PCI</b>			0.65
Stable ischemic heart disease	49.4%	48.1%	
Unstable angina	34.5%	37.0%	
NSTEMI	16.1%	14.8%	
<b>DAPT regimen</b>			0.73
Aspirin + Clopidogrel	91.2%	92.3%	
Aspirin + Ticagrelor	5.7%	5.4%	
Aspirin + Prasugrel	3.0%	2.3%	
3-month DAPT group	47.9%	49.0%	0.77
Left main disease	5.4%	5.7%	0.90
<b>Extent of coronary artery disease</b>			0.99
One-vessel disease	53.3%	53.3%	
Two-vessel disease	26.5%	26.1%	
Three-vessel disease	20.2%	20.6%	
Mean diameter of stents mm ± SD	3.0 ± 0.4	3.0 ± 0.5	0.90
Total length of stents mm ± SD	25.7 ± 13.3	25.5 ± 12.1	0.88

\*Propensity score-matched population



## TLF in propensity score-matched population

**Orsiro** DES - Better ultrathin strut DES compared to Coroflex ISAR DES for TLF rate at 1-year follow-up.



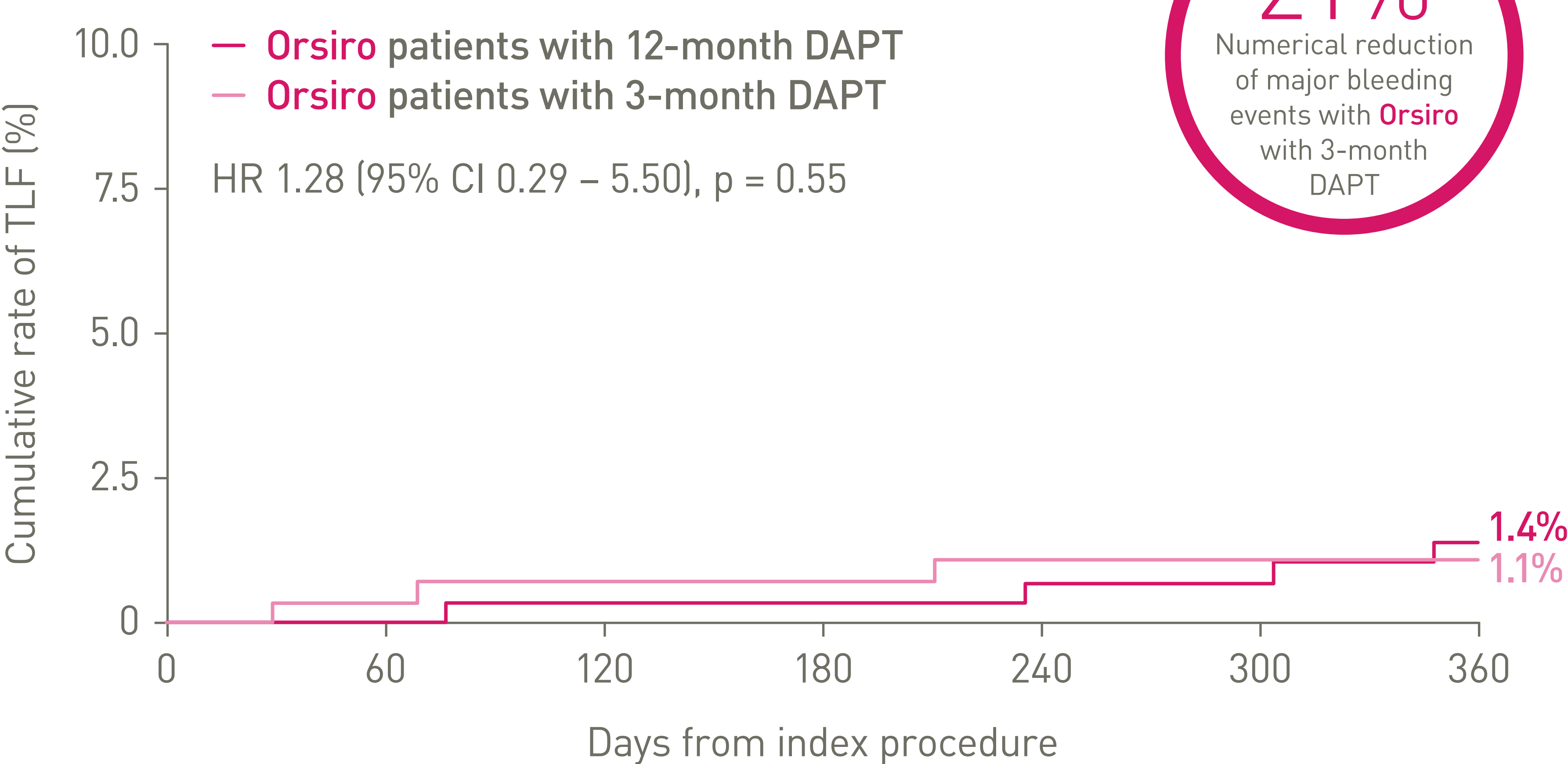
## Other results in propensity score-matched population

	Coroflex ISAR n = 559	Orsiro n = 559	Hazard ratio (95% CI)	p-value
Target lesion failure	3.4%	1.1%	3.21 (1.28-8.05)	0.01
Cardiac death	0.9%	0.4%	2.51 (0.49-13.0)	0.27
Target-vessel myocardial infarction	0.9%	0.4%	2.53 (0.49-13.0)	0.27
Clinically-driven target lesion revascularization	2.6%	0.5%	4.75 (1.37-16.5)	0.01
Target vessel failure	4.0%	1.6%	2.48 (1.14-5.39)	0.02
NACE (TLF + stent thrombosis + major bleeding)	4.9%	2.3%	2.11 (1.09-4.08)	0.03
All cause death	1.3%	1.1%	1.17 (0.39-3.49)	0.77
Myocardial infarction	0.9%	0.9%	1.01 (0.29-3.48)	0.99
Any revascularization	4.4%	3.8%	1.15 (0.64-2.06)	0.64
Stent thrombosis (definite or probable)	0.2%	0.0%	n.a.	0.32
Major bleeding (BARC type 3 or 5)	2.0%	1.3%	1.58 (0.61-4.08)	0.34
Any bleeding (BARC type 2, 3 or 5)	5.1%	6.0%	0.85 (0.51-1.40)	0.52

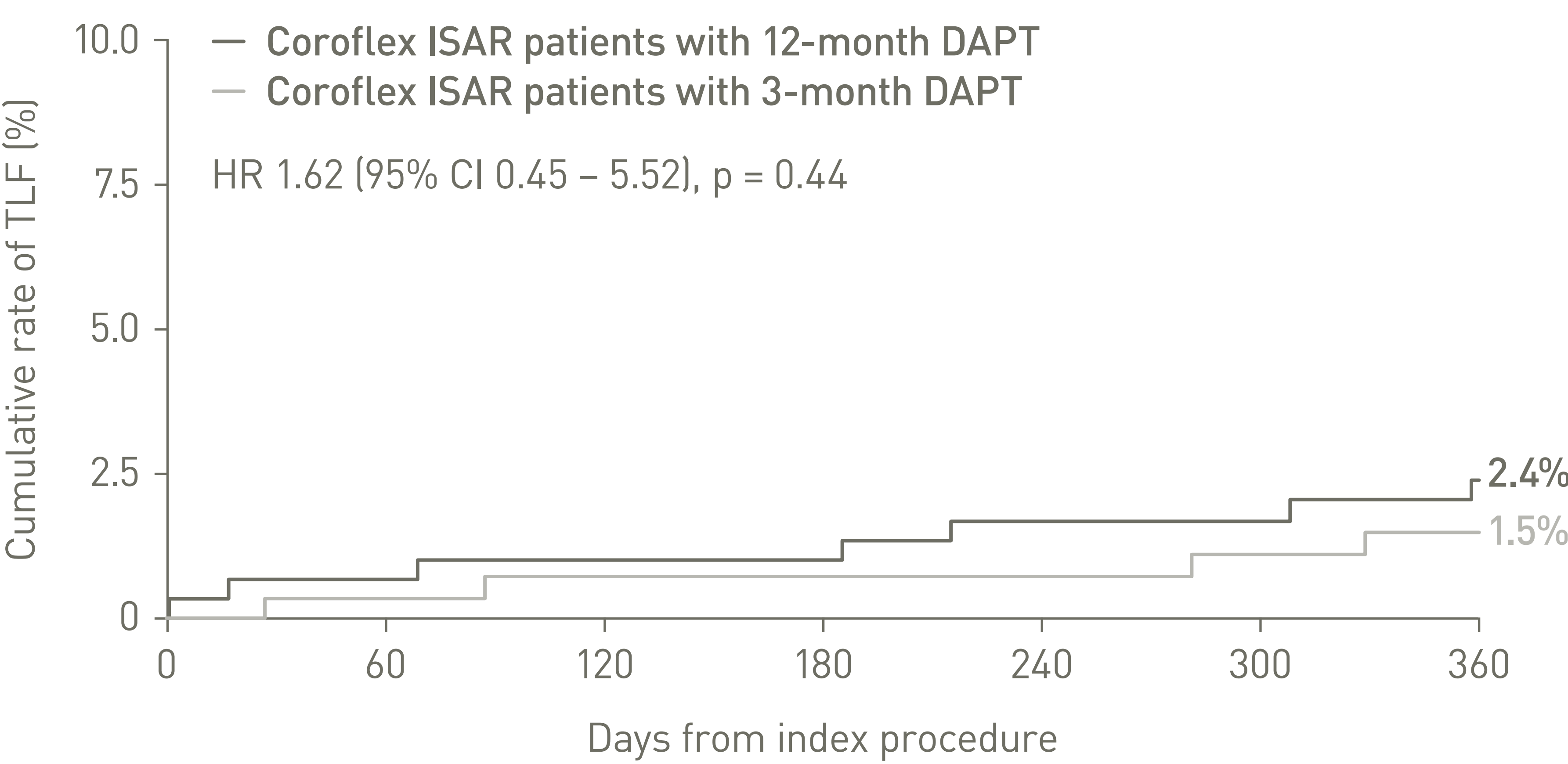
## Major bleeding according to DAPT duration (BARC type 3 or 5)

**Orsiro** DES shows a numerically lower major bleeding rate for both 3- and 12-month DAPT compared to Coroflex ISAR DES with an optimized 3-month DAPT.<sup>2</sup>

### Major bleeding in the Orsiro group



### Major bleeding in the Coroflex ISAR group



## Principal investigator

Dr. Hyo-Soo Kim - Seoul National University College of Medicine, Seoul, Republic of Korea

BARC: Bleeding Academic Research Consortium, CI: Confidence Interval, DAPT: Dual Antiplatelet Therapy, DES: Drug Eluting Stent, HR: Hazard ratio, NACE: Net Adverse Clinical Event, NSTEMI: Non-ST segment Elevation Myocardial Infarction, PS-matched: Propensity Score-matched, SES: Sirolimus Eluting Stent, STEMI: ST segment Elevation Myocardial Infarction, TLF: Target Lesion Failure

1. Calculation by Biotronik, from the 1:1 propensity score population of Kim H.-S. et al., HOST-IDEA Trial, EuroPCR, Paris, May 2023; 2. At 1 year, Kim H.-S. et al.; HOST-IDEA Trial, EuroPCR, Paris, May 2023.

Orsiro Mission DES is not indicated for one month of dual antiplatelet therapy (DAPT) in high bleeding risk (HBR) patients. Please refer to the IFU for indications and post-procedure antiplatelet therapy recommendations. Clinical data collected with the Orsiro DES device within the Orsiro family clinical program. Orsiro is a trademark or registered trademark of the BIOTRONIK Group of Companies. Coroflex ISAR is a trademark or registered trademark of the B. Braun Group of Companies.

BIOTRONIK AG  
Ackerstrasse 6  
8180 Bülach,  
Switzerland

Tel +41 (0) 44 8645111  
Fax +41 (0) 44 8645005  
info.vi@biotronik.com  
www.biotronik.com

**BIOTRONIK**  
excellence for life